



DIGITAL ATELIER  
Lithuanian proposal

MISSION  
(IM)POSSIBLE?

Co-funded by the  
Erasmus+ Programme  
of the European Union



# MISSION (IM)POSSIBLE?

---

**AGE (from 11 to 17):**

11-12

**KEY QUESTION:** (summarize here your digital atelier using only one question)  
How can we improve relations between school, parents and community?



# MISSION (IM)POSSIBLE?

---

## **OBJECTIVES:**

- To use different ICT tools to foster better relation in the class, encourage integration of all students into common activities, removal of tension between different groups in the class;
- To improve relations between school, parents and community;
- To incorporate elements of different subjects and ICT tools.

## **TIME:**

2 hrs



# MISSION (IM)POSSIBLE?

---

## **SOFTWARE AND APPS TO BE USED:**

- Camera, instagram (for boomerang effect)
- Facebook
- Internet (Google translate)

Key aspects

App your school



# MISSION (IM)POSSIBLE?

---

## TOPICS COVERED:

- ICT
- Mathematics, geometry, native and foreign languages skills developed
- Development of creativity, imagination

;

Key aspects

App your school

# MISSION (IM)POSSIBLE?

---

## BRIEF PRESENTATION

The digital atelier focuses on team building activities while incorporating elements of different subjects and ICT tools. It is applicable in different contexts: can be used solely in the class or it can be used to create closer, understanding relations between class, parents, school and community in general.

It is aimed at different skills development through active, creative tasks.

The workshop also encourages common activities between all class members, encouraging involvement of the “quiet” and introverted ones.



# MISSION (IM)POSSIBLE?

---

**CIVIC ENGAGEMENT:** Linking students – teachers – parents – community members with a common activity. Increasing parents, teachers, community members' awareness on technologies.

Workshop might be used to organise “Family day” in school.

Organising the workshop during city festival (organising teams of people).

Activity might be perfectly used in a multinational group as a team building activity.

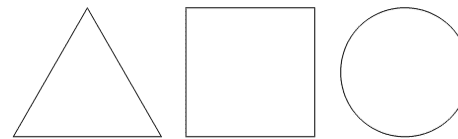
Might be used at the beginning of school year.

App your school




# MAIN INSPIRATION

1. Create a slogan/motto of the group!!!
2. Calculate the total age of the group AND group age +10 – 5- 100 +199 \* 2 + 1555
3. Bring 3 things which would be forms.



4. Make 5 group photos WITH 5 different emotions





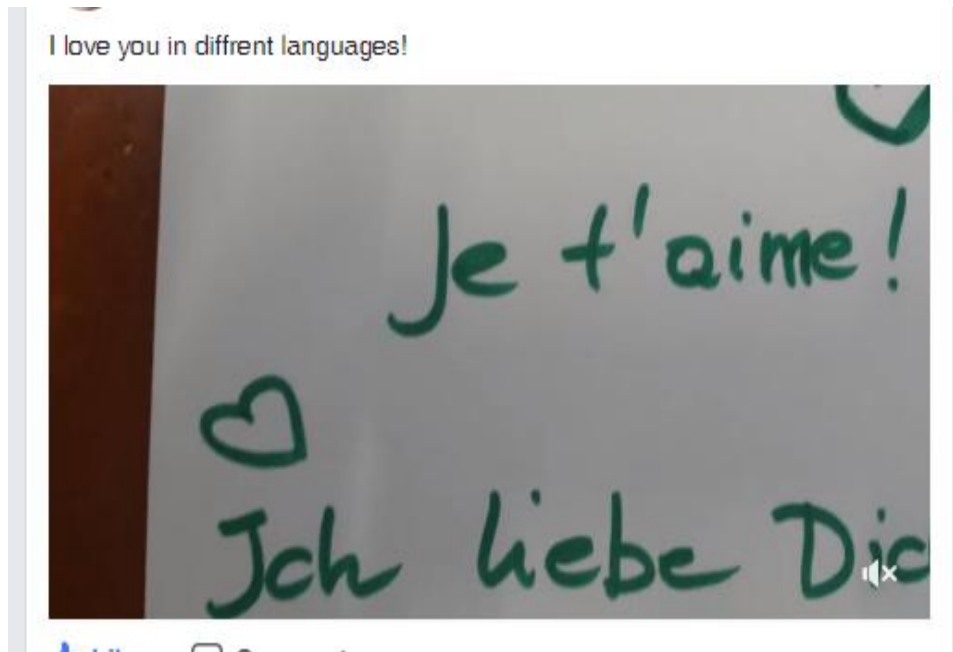
# MAIN INSPIRATION

---

5. To use any APPS (video Maker or other) and make video using photos with emotions

6. Send created video to [b.kuraite@socin.lt](mailto:b.kuraite@socin.lt)

7. Write and say I LOVE YOU in 5 languages (except your national languages)



App your school

# MAIN INSPIRATION

8. Use INSTAGRAM and make 5 short BOOMERANGS with 5 different emotions

NOTE: find in YouTube how to do boomerang on Instagram

9. Share your group's BOOMERANGS on Facebook  
"App Your School" group

